



RST[®]MICRO
The miniature connector for
LED lamps and signals (IP6X)



Overview of the RST® product family

Pluggable in many dimensions

Since being launched, the RST® installation system has consistently met market demands and now presents itself as a complete electrical installation system. Four series are available to meet different requirements:

NEW

RST® MICRO

The miniature connector for LED lamps, signals and networks

2- to 3-pole design,
250V/400V, 8A



RST® MINI

The small connectors for extremely confined spaces

2- to 5-pole design,
250V/400V, 16A



RST® CLASSIC

All-rounders with the most comprehensive portfolio

2- to 7-pole design,
250/400V, 20 – 32A

New
7-pole



RST® POWER

High-current connectors for large cross-sections

4- to 5-pole design,
250/400V, 50A



Also on our
You Tube channel



RST® MICRO



RST® MINI



RST® CLASSIC



RST® POWER

All installation connectors have one thing in common: They are innately fitter-friendly and adhere strictly to the system philosophy. Complex installations can be built flexibly, and consumers can simply be plugged into the installation. Mechanical codings within the product lines ensure a clear distinction between different circuits. This practically rules out incorrect connections.

RST® MICRO

The miniature connector for LED lamps and signals


The **RST®** MICRO is optimized for the interfaces between voltage or current sources and LED modules, and is also the ideal solution for dimming or DMX applications. Thanks to its rated values, network applications are no problem either. The **RST®** MICRO installation system comprises connectors, M14 device connectors, pre-assembled conductors and splitters.

Rated voltage:	250/400 V
Rated current:	8 A
Dimensions:	Diameter: 14.9 mm; Length: approx. 40 mm
Number of poles:	2 and 3
Connection cross section:	Single-stranded 0.2 mm ² - 1.0 mm ² fine-stranded 0.22 mm ² - 0.75 mm ²
Protection rating:	IP66/68 (3m; 2h)/69, barrier seal optional
Coding:	Mechanical and color for low voltages and networks
Approvals pending:	VDE, cULus, LR, GL/DNV, BV, RINA




Integrated device protection:
Water stop with barrier seal contacts

Experience shows Water gets inside the wiring system time and time again. The culprits are incorrectly executed installations, damage to wiring or temperature differences. Before long, the installation is penetrated from the inside by moisture damage. Installed barriers, which stop the water in its tracks, help here. The new **RST08i3** is optionally available with this function, each individual contact being sealed on the inside.



The RST08i2/3 product line – lighting installation, DALI, DMX, applications in the low voltage range (LED technology), loudspeaker applications and network connections

Application example



General

The 2 to 3-pole connector with a diameter of less than 15 mm is currently the smallest in the range and is optimized for the interface between voltage or current sources and LED modules. It is also perfectly suited for dimming or DMX applications. Thanks to its rated values, network applications are no problem either.

The connectors are optionally available in the barrier seal version (water stop).

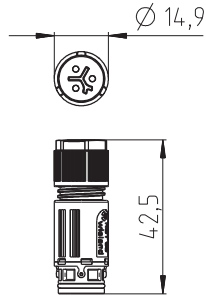
All connectors are mechanically coded. This means only the male/female pairs that belong together can be inserted, with the correct polarity.

Coding

	Application	250V	250V	~50/-120V	~50/-120V
	Mechanical coding	1, 2/N, PE	1, 2/N, 3	1, 2, 3	1, 2, PE
Name	Description	black	light blue	slate gray	pebble gray
Connector					
M14 device connectors					
Distributors	Individual distribution box	on request	on request	on request	on request

Connectors for cables

Female connector



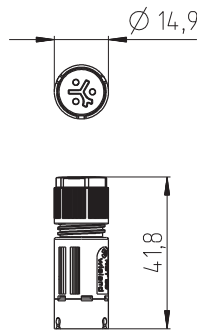
Unmounted with screwed cable gland.
Suitable pin wrench for the cable connection, Accessories.
For stripping lengths, refer to Technical Specifications.

Rated values

Rated voltage	250/400V
Rated current	8 A
Rated cross-section	Single-stranded 0.2 mm ² - 1.0 mm ² Fine-stranded 0.22 mm ² - 0.75 mm ²
Approvals	Pending: VDE, cULus, LR, DNV/GL, RINA, BV

Application	Coding	Pole marking	Color	Part No.	Part No.
With screw connection					
				Without contact seal	With contact seal
250/400V		1, 2/N, PE	black	41.031.3053.1	4L.031.3053.1
		1, 2/N ¹⁾	black	41.021.3043.1	4L.021.3043.1
		1, 2/N, 3	light blue	41.031.3043.9	4L.031.3043.9
		1, 2/N ¹⁾	light blue	41.021.3043.9	4L.021.3043.9
~50/-120V		1, 2, 3	slate gray	41.031.3041.4	4L.031.3041.4
		1, 2 ¹⁾	slate gray	41.021.3041.4	4L.021.3041.4
		1, 2, 3	pebble gray	41.031.3041.8	4L.031.3041.8
		1, 2 ¹⁾	pebble gray	41.021.3041.8	4L.021.3041.8

Male connector



Unmounted with screwed cable gland.
Suitable pin wrench for the cable connection, Accessories.
For stripping lengths, refer to Technical Specifications.

Rated values

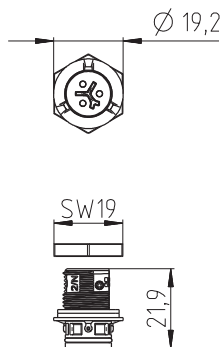
Rated voltage	250/400V
Rated current	8 A
Rated cross-section	Single-stranded 0.2 mm ² - 1.0 mm ² Fine-stranded 0.22 mm ² - 0.75 mm ²
Approvals	Pending: VDE, cULus, LR, DNV/GL, RINA, BV

Application	Coding	Pole marking	Color	Part No.	Part No.
With screw connection					
				Without contact seal	With contact seal
250/400V		1, 2/N, PE	black	41.032.3053.1	4L.032.3053.1
		1, 2/N ¹⁾	black	41.022.3043.1	4L.022.3043.1
		1, 2/N, 3	light blue	41.032.3043.9	4L.032.3043.9
		1, 2/N ¹⁾	light blue	41.022.3043.9	4L.022.3043.9
~50/-120V		1, 2, 3	slate gray	41.032.3041.4	4L.032.3041.4
		1, 2 ¹⁾	slate gray	41.022.3041.4	4L.022.3041.4
		1, 2, PE	pebble gray	41.032.3041.8	4L.032.3041.8
		1, 2 ¹⁾	pebble gray	41.022.3041.8	4L.022.3041.8

¹⁾ One pole unassigned

Device connector M14

Female connector



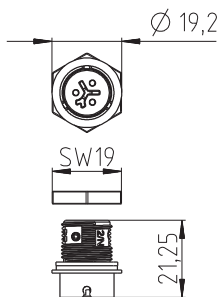
Suitable pin wrench for the cable connection, Accessories.
For stripping lengths, refer to Technical Specifications.

Rated values

Rated voltage	250/400V
Rated current	8 A
Rated cross-section	Single-stranded 0.2 mm ² - 1.0 mm ² Fine-stranded 0.22 mm ² - 0.75 mm ²
Approvals	Pending: VDE, cULus, LR, DNV/GL, RINA, BV

Application	Coding	Pole marking	Color	Part No.	Part No.
With screw connection					
				Without contact seal	With contact seal
250/400V		1, 2/N, PE	black	41.031.4053.1	4L.031.4053.1
		1, 2/N ¹⁾	black	41.021.4043.1	4L.021.4043.1
		1, 2/N, 3	light blue	41.031.4043.9	4L.031.4043.9
		1, 2/N ¹⁾	light blue	41.021.4043.9	4L.021.4043.9
~50/-120V		1, 2, 3	slate gray	41.031.4041.4	4L.031.4041.4
		1, 2 ¹⁾	slate gray	41.021.4041.4	4L.021.4041.4
		1, 2, PE	pebble gray	41.031.4041.8	4L.031.4041.8
		1, 2 ¹⁾	pebble gray	41.021.4041.8	4L.021.4041.8

Male connector



Suitable pin wrench for the cable connection, Accessories.
For stripping lengths, refer to Technical Specifications.

Rated values

Rated voltage	250/400V
Rated current	8 A
Rated cross-section	Single-stranded 0.2 mm ² - 1.0 mm ² Fine-stranded 0.22 mm ² - 0.75 mm ²
Approvals	Pending: VDE, cULus, LR, DNV/GL, RINA, BV

Application	Coding	Pole marking	Color	Part No.	Part No.
With screw connection					
				Without contact seal	With contact seal
250/400V		1, 2/N, PE	black	41.032.4053.1	4L.032.4053.1
		1, 2/N ¹⁾	black	41.022.4043.1	4L.022.4043.1
		1, 2/N, 3	light blue	41.032.4043.9	4L.032.4043.9
		1, 2/N ¹⁾	light blue	41.022.4043.9	4L.022.4043.9
~50/-120V		1, 2, 3	slate gray	41.032.4041.4	4L.032.4041.4
		1, 2 ¹⁾	slate gray	41.022.4041.4	4L.022.4041.4
		1, 2, PE	pebble gray	41.032.4041.8	4L.032.4041.8
		1, 2 ¹⁾	pebble gray	41.022.4041.8	4L.022.4041.8

¹⁾ One pole unassigned

Accessories

Cover pieces

For the safe closure of female and male connectors.
With mounting strap for snapping on

for female

for male



Color

■ black

for female

for male

Part No.


Part No.

06.563.5053.1

06.563.5153.1

Pin wrench

for **RST**® MICRO screw terminals



Content

Pin wrench

Part No.

06.502.6100.0

Hexagonal wrench

for **RST**® MICRO screw terminals



Content

Wrench
Std. Pack 5

Part No.

06.502.6300.0

Technical Specifications **RST**[®] MICRO

	RST08i2/3
Rated voltage	250/400V
Rated current	8A
Number of poles	2/3

Connector temperature range:

- 40°C to 100°C

Material:

Contact parts: Brass surface-treated
housing parts: Polyamide, halogen-free, V0, f1
seal material: NBR

Pollution degree:

3 (when inserted), barrier seal optional

Protection rating:

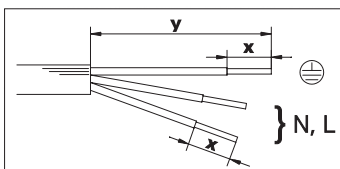
IP66/68 (3m; 2h)/69

Approvals:

Pending: VDE, cULus, LR, DNV/GL, RINA, BV
RINA, BV

Wire strip lengths

Fine-stranded (suitable for ferrules)



Conductor	PE	N, L
Sheath strip length y (in mm)	19	18
Wire strip length x (mm)	6	6



Wieland at a glance

Our range of products and services for your industry



Product portfolio

- Electronic and electrical engineering for the control cabinet
- Safety technology
- Network and fieldbus systems
- Energy bus systems for industry and buildings
- Connectors up to protection rating IP6X
- Building automation
- PCB terminals and plug connectors
- Sensor/actuator cabling



Industries

- Machine building
- Construction machines & cranes
- Buildings and lighting
- Logistics
- Power engineering
- Renewable energy sources
- Heating and air conditioning systems




Business services

- Pre-assembly and wiring
- Product labeling service
- Integrated solutions in distributors
- Customized solutions
- On-site project support
- Optimization of decentralized, pluggable installation solutions
- Certified machine safety tests



Safety training

- Software validation
- CSE Certified Safety Engineer
- Basic principles and standards of functional safety
- Modification of old machinery and major changes
- Design of safety functions and calculation with Sistema
- Machinery Directive, liability issues, and CE Declarations of Conformity



Software/configuration tools

- **wieplan** CLICK2BUY, configuration of terminal strips with online ordering function
- **wieprint**, marking system for DIN rail terminal blocks
- **revos** configurator for connectors
- **gesis**[®]PLAN for building installation
- **podis**[®]PLAN for configuring the **podis**[®] energy bus system
- **samos**[®]PLAN6, programming tool for **samos**[®]PRO COMPACT
- **hmi**PLAN, visualization software for HMI touch panels



Why Wieland?

- Standardized industrial solutions
- Customized solutions
- Support for your project
- Broad product portfolio
- Products usable worldwide due to international licenses
- Group-wide observance of human rights, including at suppliers
- Eco-friendly production



Technical consultation

and general information

Use the Wieland hotline – a phone call is all it takes

Industrial automation, electromechanical

Hotline **+49 951 9324-991**
E-mail **AT.TS@wieland-electric.com**

Building and installation technology

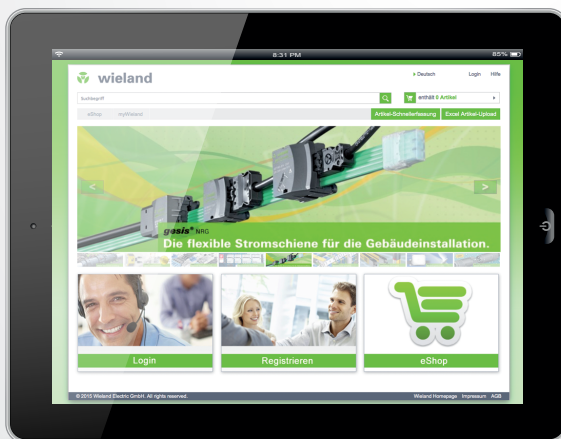
Hotline **+49 951 9324-996**
E-mail **BIT.TS@wieland-electric.com**

Industrial automation, electronics

Hotline **+49 951 9324-995**
E-mail **AT.TS@wieland-electric.com**

Safety technology

Hotline **+49 951 9324-999**
E-mail **safety@wieland-electric.com**



eShop

Our products can also be found in our online shop at:

eshop.wieland-electric.com



Info & News

Contact your local partner in over 70 countries:

www.wieland-electric.com



USA & CANADA
Wieland Electric Inc.
North American Headquarters
2889 Brighton Road
Oakville, Ontario L6H 6C9
Phone +1 905 829-8414
Fax +1 905 829-8413
sales@wielandinc.com
www.wielandinc.com
www.wieland-electric.ca



GREAT BRITAIN
Wieland Electric Ltd.
Riverside Business Centre,
Walnut Tree Close
GB Guildford/Surrey GU1 4UG
Phone +44 1483 531213
Fax +44 1483 505029
sales.uk@wieland-electric.com
www.wieland.co.uk



ITALY
Wieland Electric S.r.l.
Via Edison, 209
I-20019 Settimo Milanese
Phone +39 02 48 916357
Fax +39 02 48 920685
info.italy@wieland-electric.com
www.wieland-electric.it



FRANCE
Wieland Electric SARL.
Le Cérame, Hall 6
47, avenue des Genottes
CS 48313,
95803 Cergy-Pontoise Cedex
Phone +33 1 30320707
Fax +33 1 30320717
info.france@wieland-electric.com
www.wieland-electric.fr



SPAIN
Wieland Electric S.L.
C/ Maria Auxiliadora 2, bajos
E-08017 Barcelona
Phone +34 93 2523820
Fax +34 93 2523825
ventas@wieland-electric.com
www.wieland-electric.es



SWITZERLAND
Wieland Electric AG
Harzachstrasse 2b
CH-8404 Winterthur
Phone +41 52 2352100
Fax +41 52 2352119
info.swiss@wieland-electric.com
www.wieland-electric.ch



BELGIUM & GD LUXEMBOURG
ATEM-Wieland Electric NV
Bedrijvenpark De Veert 4
B-2830 Willebroek
Phone +32 3 8661800
Fax +32 3 8661828
info.belgium@wieland-electric.com
www.wieland-electric.be



DENMARK
Wieland Electric A/S
Vallørækken 26
DK-4600 Køge
Phone +45 70 266635
Fax +45 70 266637
sales.denmark@wieland-electric.com
www.wieland-electric.dk



SWEDEN
Wieland Electric AB
Krossverksgatan 9B
216 16 Limhamn
Phone +46 40 652 90 00
sales.sweden@wieland-electric.com
www.wieland-electric.se



POLAND
Wieland Electric Sp. z o.o.
Św. Antoniego 8
62-080 Swadzim
Phone +48 61 2225400
office@wieland-electric.pl
www.wieland-electric.pl



CHINA
Wieland Electric Trading
Unit 2703 International Soho City
885 Renmin Road,
Huangpu District
PRC- Shanghai 200010
Phone +86 21 63555772
Fax +86 21 63550090
info-shanghai@wieland-electric.com
www.wieland-electric.cn



JAPAN
Wieland Electric Co, Ltd.
Nisso No. 16 Bldg. 7F
3-8-8 Shin-Yokohama,
Kohoku-ku
Yokohama 222-0033
Phone +81 45 473 5085
Fax +81 45 470 5408
info-japan@wieland-electric.com



GERMANY
Headquarters
Wieland Electric GmbH
Brennerstraße 10 – 14
96052 Bamberg, Germany
Phone +49 951 9324-0
Fax +49 951 9324-198
info@wieland-electric.com
www.wieland-electric.de

Sales Partner:
You can reach us worldwide in more than 70 countries.
Find the contact adress at: www.wieland-electric.com

Subject to technical modifications!
gesis®, RST®, GST®, GST18®, podis®, samos®, saris® and
wiecon® are registered trademarks of Wieland Electric GmbH

**contacts
are
green.**